



ಬೃಹತ್ ಬೆಂಗಳೂರು ಮಹಾನಗರ ಪಾಲಿಕೆ
Bruhat Bengaluru Mahanagara Palike



BBMP COVID-19 WAR ROOM 08.12.2022



OVERVIEW OF COVID-19 IN BENGALURU



CASE TRENDS

ACTIVE CASES **1,572**

Confirmed Cases

20

18,76,343[#]

Recovered Cases

5

18,57,781[#]

Death Cases

0

16,990[#]



HOSPITALIZATION

1

ICU – V

-

ICU

-

HDU

-

General

1

INCLUDES GOVT. QUOTA AND PRIVATE WALK-IN HOSPITALIZATION



VACCINATION

427

2,04,93,513[#]

First Dose

41

96,79,553[#]

Second Dose

81

94,83,917[#]

Precaution Dose

305

13,30,043[#]



TRIAGING

MTU

3

Tele Triage

16



ACTIVE CZs

0

MCZs (< 5 cases)

0

Clusters (> 5 cases)

0



TESTING

617

3,19,91,117[#]

RAT

146

RTPCR

471

Positivity : 2.28%

*FOR LAST 7 DAYS

: indicates cumulative numbers till date



ABSTRACT OF COVID-19 SCENARIO IN BENGALURU

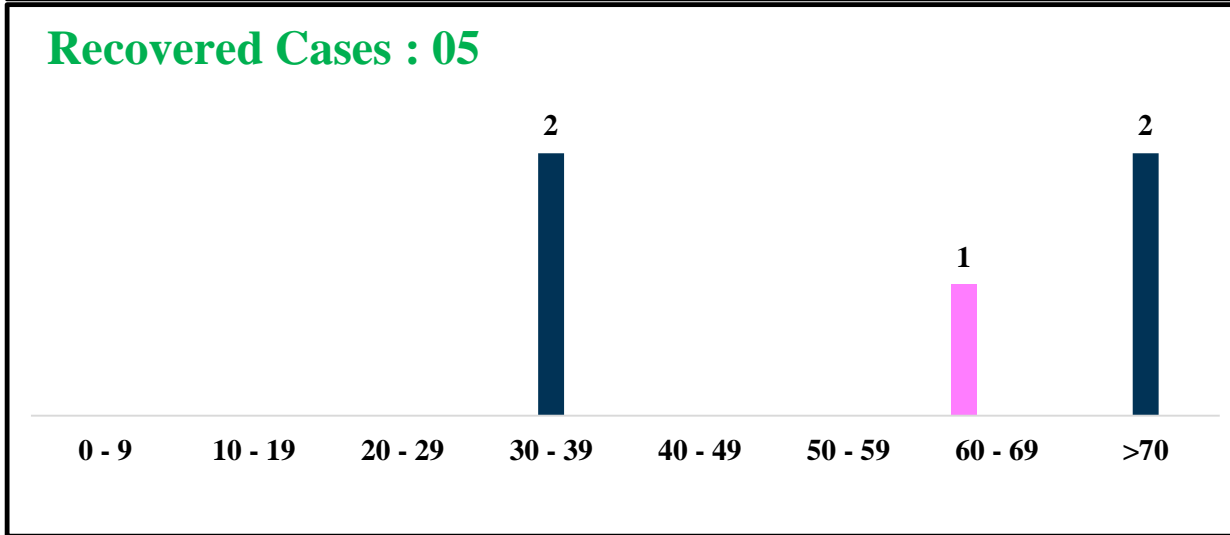
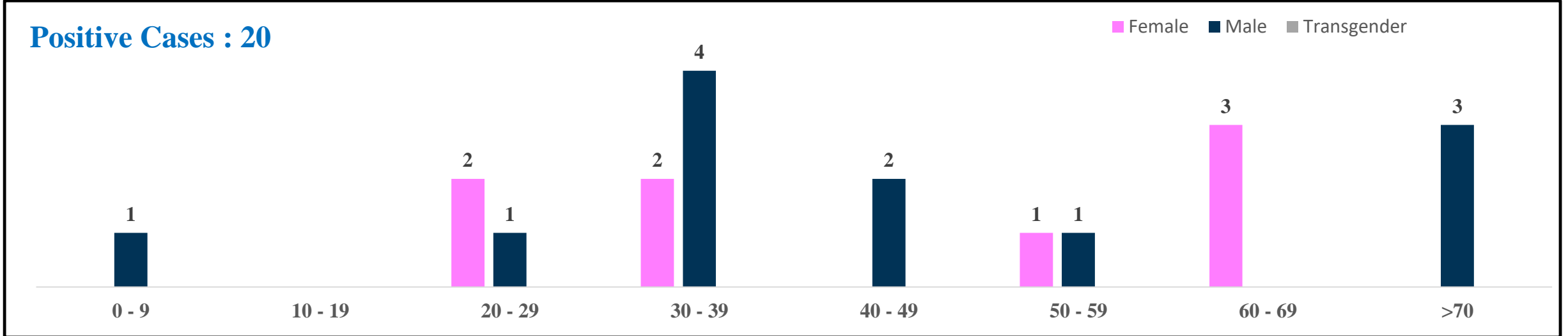


	MALE			FEMALE			TRANSGENDER			TOTAL		
	Last 24 Hours	Last 7 Days	Cumulative	Last 24 Hours	Last 7 Days	Cumulative	Last 24 Hours	Last 7 Days	Cumulative	Last 24 Hours	Last 7 Days	Cumulative
Positive Cases	12	95	11,05,711	8	48	7,69,740	0	0	196	20	143	18,76,343
Recovered Cases	4	57	10,93,799	1	58	7,63,888	0	0	187	5	115	18,57,781
Death Cases	0	0	10,760	0	0	6,226	0	0	4	0	0	16,990
Total Tests Done	In Last 24 hrs. : 617			In last 7 days : 6,264			Cumulative : 3,19,91,117					
Vaccine Doses Administered	In Last 24 hrs. : 427			In last 7 days : 1,750			Cumulative : 2,04,93,513					
ACTIVE CASES									1,572			

*Covid deaths occurred today : 00 | Covid deaths occurred beyond last 24hrs., reported today : 00



LAST 24 HOURS AGE GROUP AND GENDER WISE DISTRIBUTION

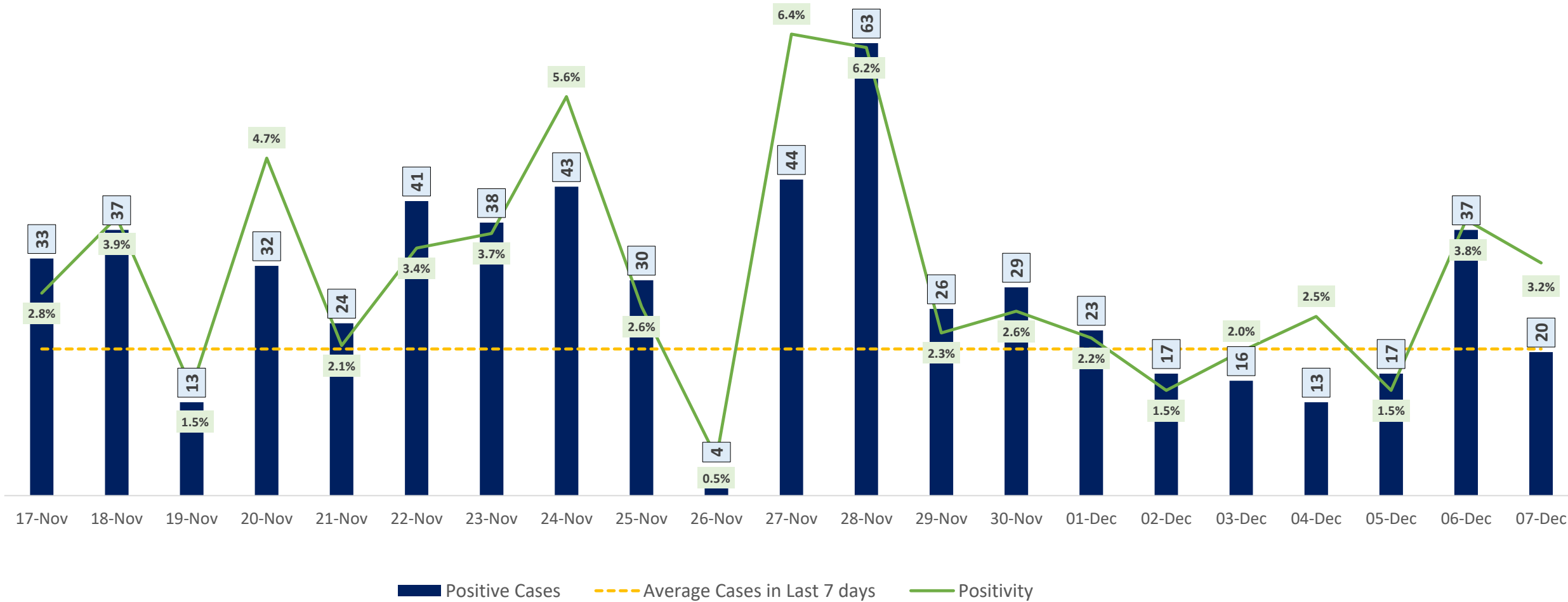




POSITIVITY RATE OF BENGALURU – LAST 21 DAYS



Average Cases in Last 7 days : 20

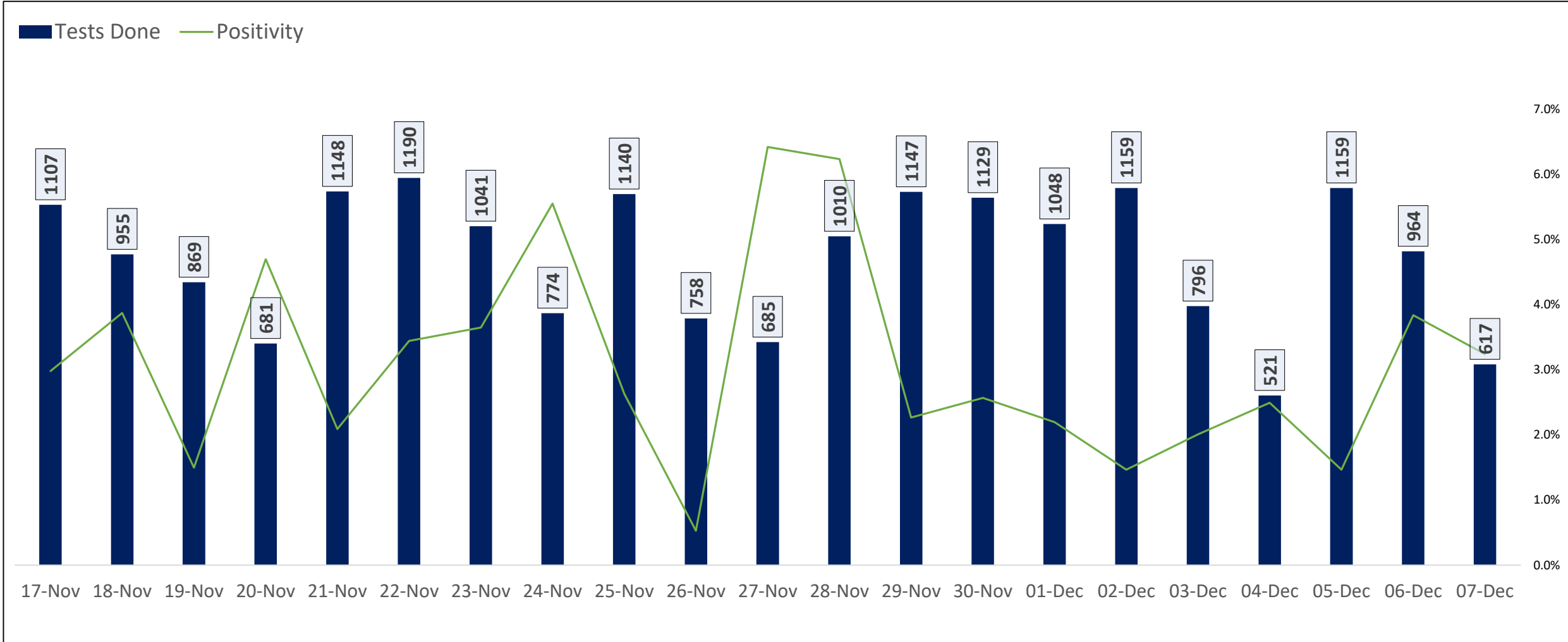




TESTING TRENDS IN BENGALURU

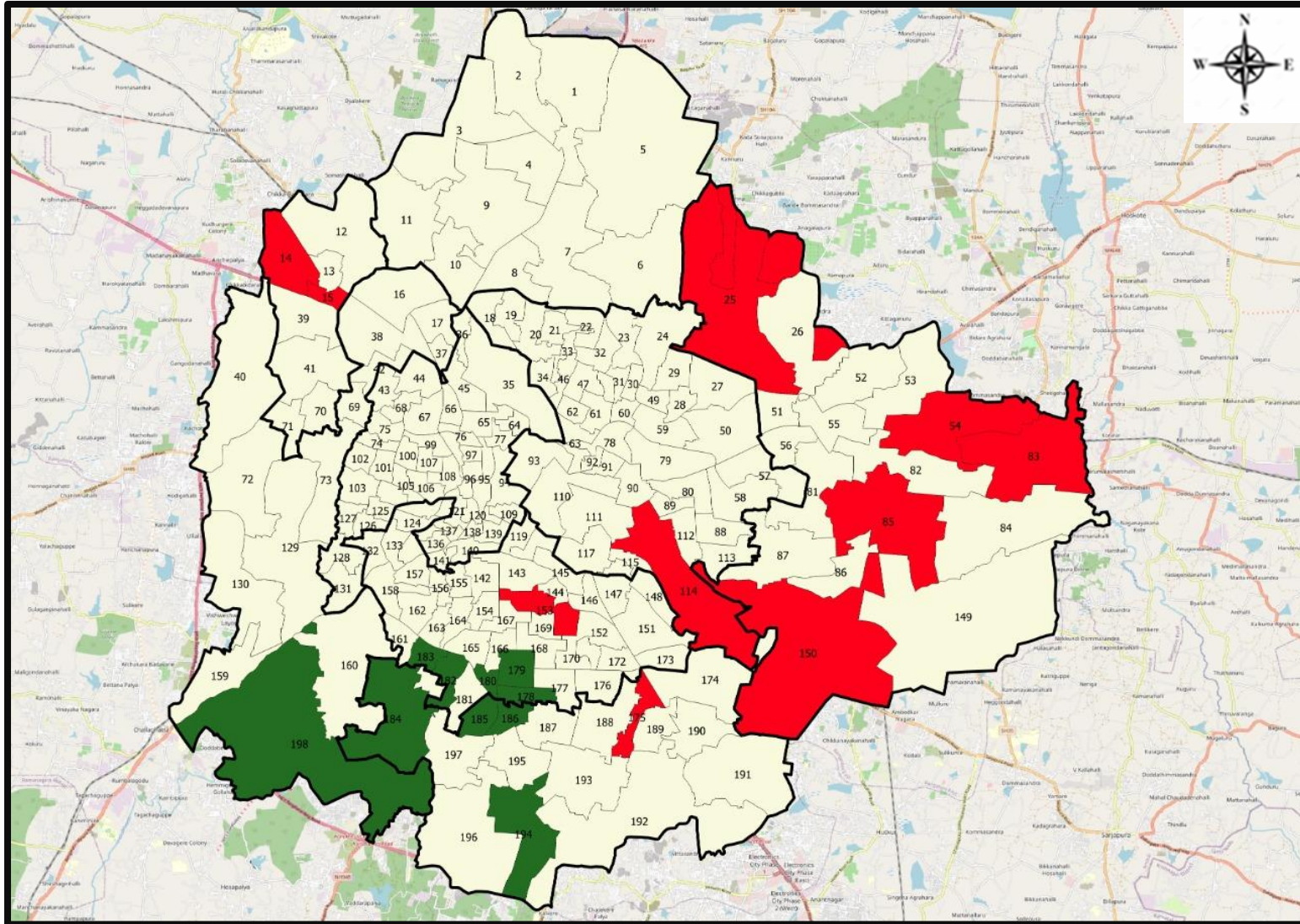


Total Test Conducted Till Date	Test Conducted Last 24 hours	Last 7 Days Average
3,19,91,117	617	895





BENGALURU URBAN MAP SHOWING TREND OF POSITIVE CASES IN LAST 7 DAYS



Top 10 wards reporting highest number of positive cases in last 10 days

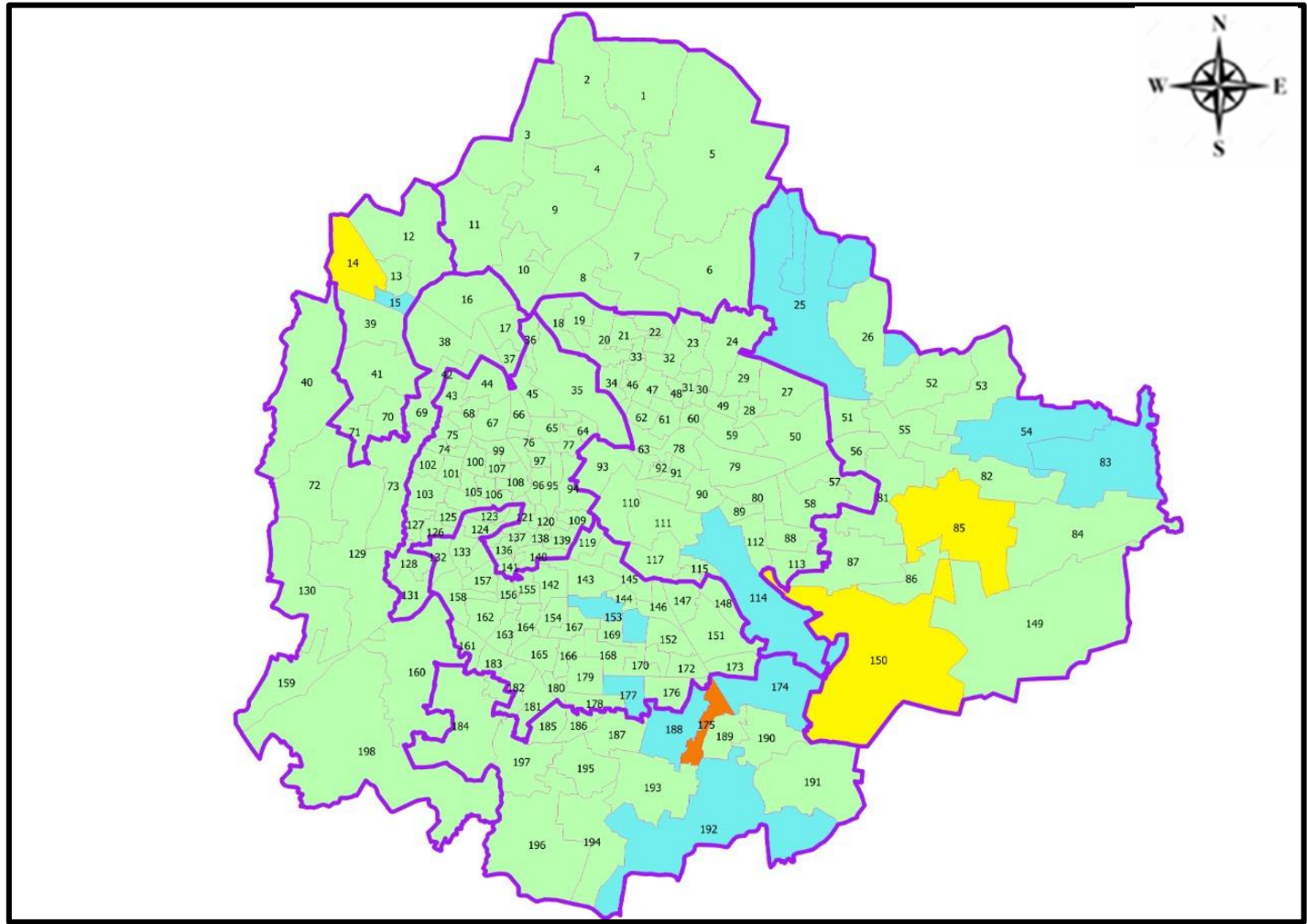
Ward No.	Ward Name	Daily Cases Average
175	Bommanahalli	2
150	Bellanduru	1
14	Bagalakunte	1
85	Dodda Nekkundi	1
54	Hudi	1
15	T Dasarahalli	0
25	Horamavu	0
83	Kadugodi	0
114	Agara	0
153	Jayanagara	0

Top 10 wards reporting least number of positive cases in last 7 days

Ward No.	Ward Name	Daily Cases Average
198	Hemmigepura	0
194	Gottigere	0
186	Jaraganahalli	0
185	Yelchenahalli	0
184	Uttarahalli	0
183	Chikkalsandra	0
182	Padmanabha Nagar	0
180	Banashankari Temple Ward	0
179	Shakambari Nagar	0
178	Sarakki	0



BENGALURU MAP SHOWING INTENSITY OF POSITIVE CASES IN LAST 7 DAYS



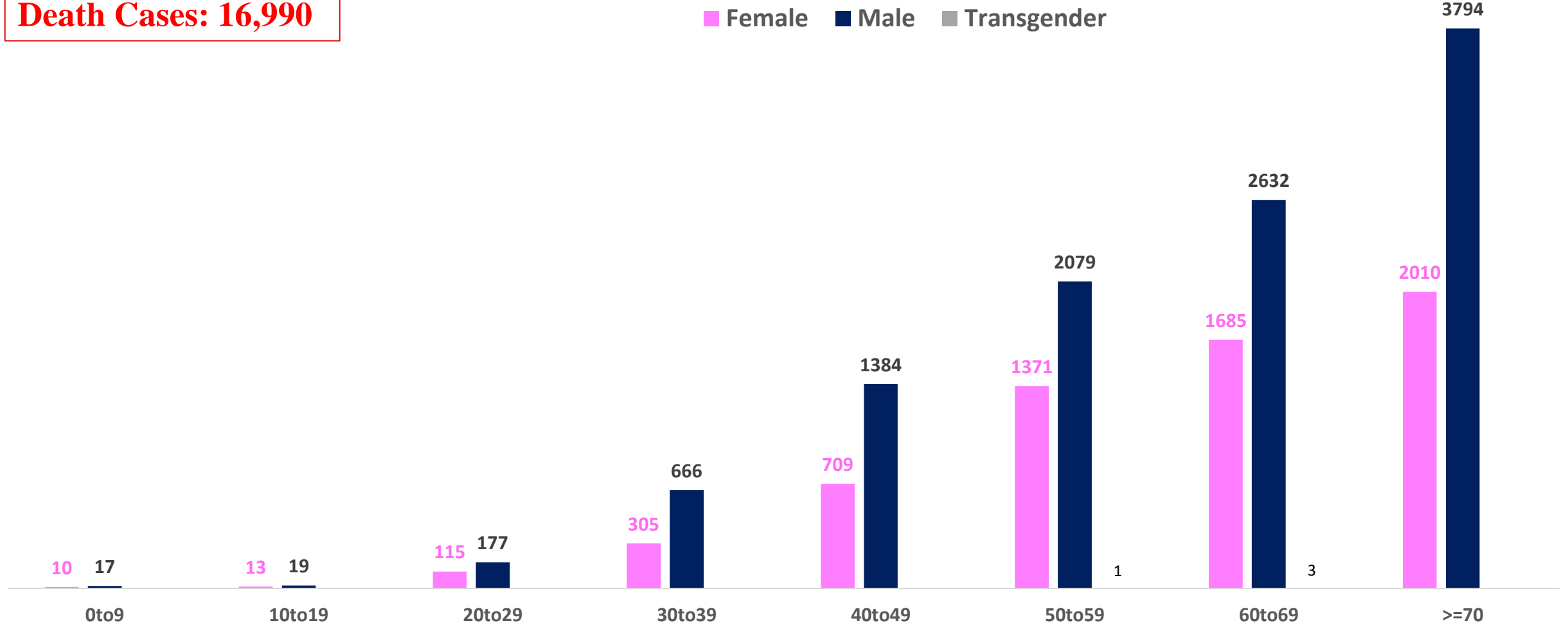
- Level 1 : 0 to 2 Cases
- Level 2 : 2 to 5 Cases
- Level 3 : 5 to 10 Cases
- Level 4 : 10 to 25 Cases
- Level 5 : More than 25 Cases
- Zone Boundaries



AGE AND GENDER WISE DISTRIBUTION OF DEATH CASES



Death Cases: 16,990





COVID-19 SCENARIO IN BENGALURU AND OTHER METROPOLITAN CITIES



CITY NAME	Positive Cases	Active Cases	Recovered	Deceased	Vaccine Doses Administered
New Delhi	20,07,005	24	19,80,462	26,519	3,73,17,328
Bengaluru*	18,76,343	1,572	18,57,781	16,990	2,37,78,980
Mumbai	11,54,029	50	11,34,235	19,744	2,21,34,555
Chennai	7,93,128	23	7,84,034	9,071	1,13,96,462

Source : <https://dashboard.cowin.gov.in/> at 5:00pm (08.12.2022)
Source : <https://www.covid19bharat.org/> at 5:00pm (08.12.2022)

*includes BBMP & Bengaluru Urban



SNAPSHOT OF COVID-19 CASES IN BENGALURU URBAN



**Total Wards With
< = 5 Cases* :
194**

**Tests Conducted
on 07.12.2022:
617**

**Recovery
Rate*:
99.01%**

**Total
Active Cases :
1,572**

**Total Vaccinated
on 07.12.2022:
427**

**Positivity
Rate* :
2.28%**

**Active
Rate*:
0.08%**

**Case
Fatality Rate* :
0.00%**





*Total positive cases In the past 7 days

*CFR and positivity is for Past 7 days



ಬೃಹತ್ ಬೆಂಗಳೂರು ಮಹಾನಗರ ಪಾಲಿಕೆ
Bruhat Bengaluru Mahanagara Palike



Download BBMP Bulletin	https://apps.bbmpgov.in/covid19/mediabulletin.php
To register for vaccination :	https://selfregistration.cowin.gov.in/
BBMP COVID19 Dashboard:	https://apps.bbmpgov.in/covid19/
Follow us on:	 www.facebook.com/bbmp.comm1/
	 twitter.com/BBMPCOMM
	  BBMPSplHealth

Issued by:

Honorable Chief Commissioner, BBMP
Special Commissioner Health & IT, BBMP
MD, Bengaluru Smart City Limited

THANK YOU !

